






 Ref.	 ml	 ml	 ml	 g		 mm	 mm
1511	30ML	30	35.5	40	DIN28	67	35.0
1512	60 ML	60	66	60	DIN28	94.5	38.6
1513	90 ML	90	97	72	DIN28	103	44
1514	125 ML	125	133	90	DIN28	114.4	49
1515	150 ML	150	158	98	DIN28	122.8	51.6